SCHOTT & Co's

STANDARD INSTRUCTION BOOKS

WITH ENGLISH WORDS

ARCHIV

A COMPLETE METHOD

FOR THE

DOUBLE-BASS

BY

W. HAUSE

I^st Part net 6/_.

IInd Part net 6/_.

Complete net 10/6.

Copyright

SCHOTT & Co
LONDON
159 Regent Street W.
48 Great Marlborough Street W.

PUBLISHERS TO KING EDWARD VII.

GROSSH. HESS. HOFMUSIKVERLEGER

B. SCHOTT'S SÖHNE
MAYENCE
Weihergarten 5

Printed in Germany.

2587

Mus. Schott. Ha 2415-1

B S B
MÜNCHEN

MÉTHODE COMPLÈTE

(A COMPLETE METHOD)

DE

CONTREBASSE

(DOUBLE BASS)

PAR

W. HAUSE

Professeur de Contrebasse

Translated into English by

Dr W. J. WESTBROOK

Bk. Price

Propriété des Editeurs.

MAYENCE, B. SCHOTT'S SÖHNE.

LONDON, SCHOTT & Co.

BRUXELLES, SCHOTT FRÈRES.

Printed in Germany

2.me SUITE

W. Hause.

Allabreve.

N.o 1.

Tempo di Menuetto.

N.o 2.

B S B
MÜNCHEN

Tempo moderato.

No. 3.

Andantino.

No. 4.

Allegro moderato.

N°. 5.



Adagio melancolico.

N°. 6.



Attacca subito il

A. We take G with the thumb, that we may take A flat with the first, and B flat with the second finger.
B. Here also we follow the before-written fingering.

A. *On pose le pouce sur le sol, le* La♭ *se prend par l'index et le* Si♭ *par le medium.*
B. *De même en cet endroit avec le doigter prescrit.*

Scherzo.

N°. 7.



Allegro moderato.

N°. 8.





THE FOLLOWING EXERCISE IS FOR TWO PUPILS TO PLAY.

L'EXERCICE SUIVANT SE JOUE PAR DEUX ÉLÈVES.

Maestoso.

Both. *à deux.*

N°. 9.

A. Alone. *seul.*

B. Both. *à deux.*

A. Alone. *seul.*

B. Both. *à deux.*

on the D string. .....
sur le Ré.

A. Alone. *seul.*

B. Both. *à deux.*

B. Both. *à deux.*

Adagio.

N.º 10.

All.tto

N.º 11.

Andante.

N.º 12.

Allegretto.

N°. 13.

Adagio.

N°. 14.

Attacca subito.

Allegro.

N°. 15.

Allegro.

N°. 16.



Adagio.

N°. 17.



All.o moderato.

N.o 18.

cres - - - cen - - - do.

cres - - - cen - - - do.

Andante sostenuto.

Nº. 19.

Nº. 20.

ritard.

a Tempo.

Andante

Nº 21.

Più mosso.

Allegretto.

Nº 22.

Andante sostenuto.

N°. 23.

ritar - - - dan - do.

The lower notes on the 3d String.
Les notes inférieures sur la 3me corde.

Piu All°

Tempo ad libitum.

N°. 24.

Moderato.

Adagio.

N°. 25.

Allegretto.

N°. 26.

Scherzo.

N°. 27.

Adagio.

N°. 28.

C. The lower C sharp and B on the E string.
C. *L'ut dièze et le Si se prennent sur la corde de Mi.*

ritar_ _dan_ _do.

N°. 29.

f

Allegro.

N°. 30.

on the A string. *sur le La.*

Andante.

N°. 31.

Allegretto.

N°. 32.



D. We may also take the F sharp with the 4th finger, and the A on the D string with the 1st finger as the harmonic fifth.

D. *On peut aussi avancer le quatrième doigt jusqu'au Fa diéze, et faire résonner harmoniquement la quinte sur le Ré, en le touchant du premier doigt.*

Adagio.

N°. 33.



E. Play the small note A on the D string with the 4th finger, and allow the harmonic A to sound immediately with the same pressure.

E. *Si l'on prend la petite note La sur le Ré du quatriéme doigt, et qu'on la retache clesuite le La resonnere harmoniquement.*

Allegro.

N°. 34.

sfz sfz

Scherzando.

N°. 35.

Adagio.

N°. 36.

p

Allegro.

N°. 37.

Maestoso.

No. 38.

Allegro.

No. 39.

Allegro.

№ 40.

Allegro.

№ 41.

Andante.

N°42.

f

F.

p

f

F. Grasp the lower notes on the E.

F. *les notes inférieures se prennent sur le Mi.*

Moderato.

N°43.

f *marcato.*

cres_ _cen_ _do.

f

p

Adagio quasi And.te

N.o 44.

* Harmonic fifth on the D string.

* *Quinte harmonique sur le Ré.*

All.o moderato.

N.o 45.

ad libitum.

№ 46.

f Poco Allegretto.

Adagio.

№ 47.

Andante sostenuto.

N°. 48.



G. When A is played with the 1st finger the thumb is already in position for harmonic G, and so we can play on all the four strings with the fingering which follows.

G. *Lorsquon prend le La du premier doigt, le pouce occupe déja sa place de Sol harmonique, et on continue de jouer, sur les 4 cordes, en obserservant le doigter indique.*

Allegro.

N°. 49.



H. Where the whole tone has to be grasped, as here, the finger must be strongly stretched out.

H. *Le tons demandent ici une grande extensi on des doigts.*

Andante.

N°. 50.

Allegro.

N°. 51.

Larghetto.

No. 52.

Allegro.

No. 53.

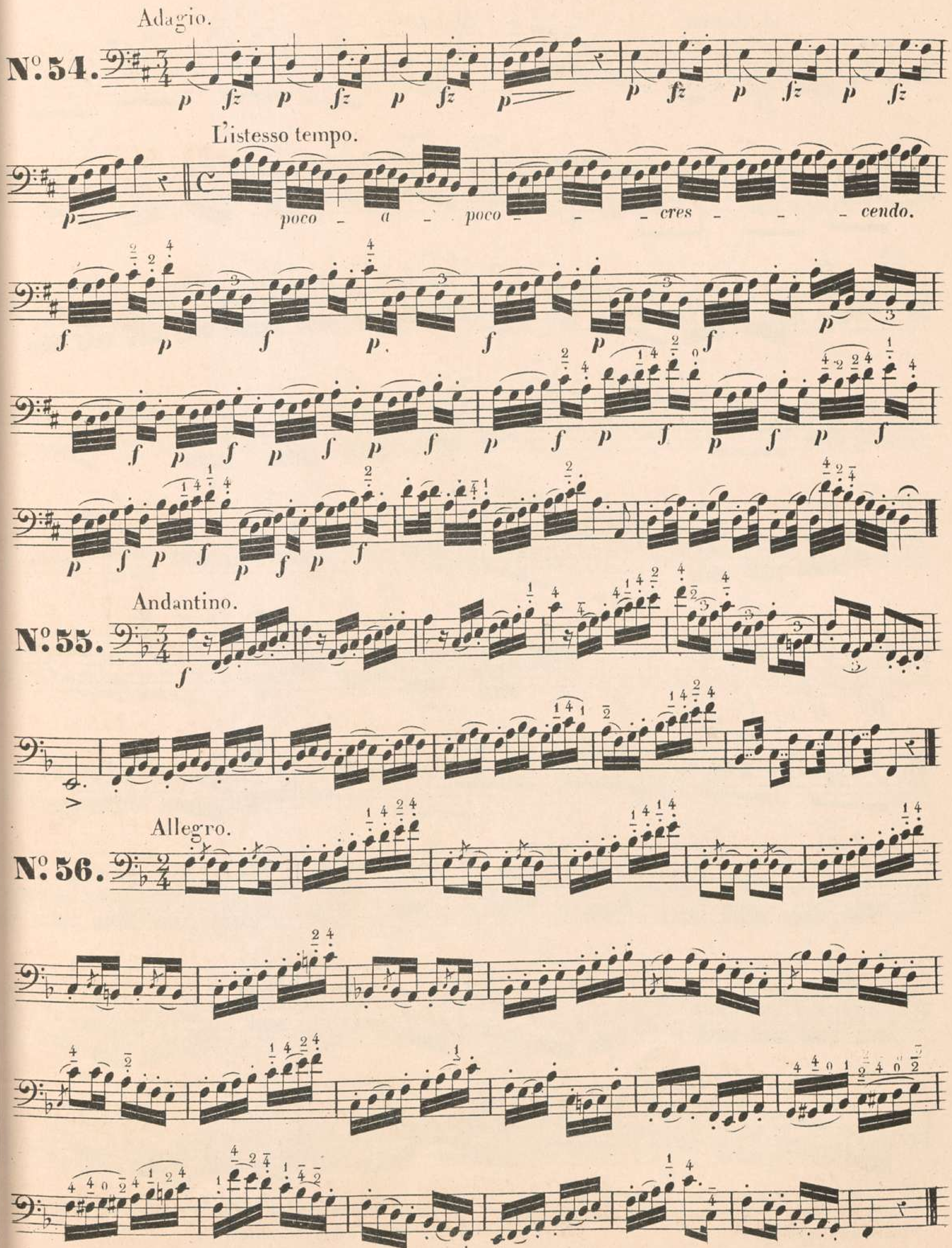
Adagio.
Nº. 54.
L'istesso tempo.
poco - a - poco - - - cres - - - cendo.
Andantino.
Nº. 55.
Allegro.
Nº. 56.

N°. 57.

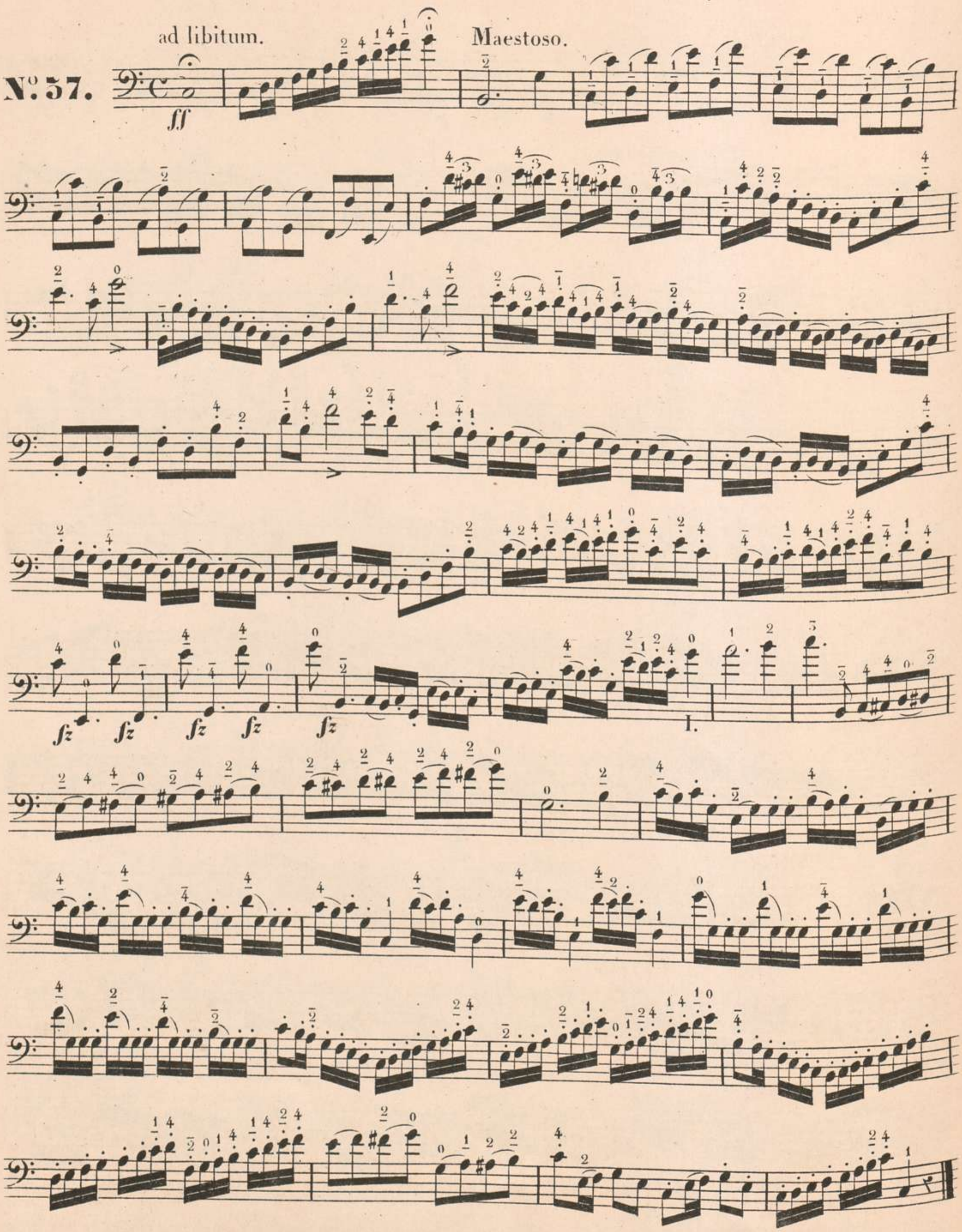

I. Place the thumb upon the harmonic G, and employ the indicated fingering.

1. *On pose le pouce sur le Sol, harmoniquement, en observant le doigter indiqué.*

Allegro.

N°. 58.



Adagio.

N°. 59.



K. Employ the before-named fingering with the thumb on harmonic G.

K. *Selon le doigter prescrit en posant le pouce sur le Sol harmonique.*

All.o moderato.

N.o 60.

Harm.

La harm.

Adagio.

N.o 61.

tremolo.

stringendo.

Allegretto.

N°. 62.



Allegro.

N°. 63.



Allegro.

N°. 64.



Scherzando.

N°65.



Adagio.

N°66.



L. The thumb must remain in the position required at the Pause until the notes marked ✱, when it must leap to them.

L. *En posant le pouce jusqu'au sol On atteint les notes désignées par ✱ en sautant.*

Maestoso.

N°. 67.

on the D string.
sur le Ré.

Allegretto.

N°. 68.

Allegro.

N°. 69.



Adagio.

N°. 70.

6 1

Hold the thumb.
Posés le pouce.

Scherzo.

No. 71.

M.

M.

M.

M. The first note, and those immediately following the pause, must be passed over softly, so that the syncopated notes and those marked > may be well brought out, and the slurred notes well cared for.

M. *La premiere note, ainsi que celles qui suivant immédiatement les fermates se jouent en poussant pour pouvoir bien éxécuter les syncopes, puis observant bien les liaisons et les signes.*

Allegro.

N°. 72.

Allégretto.

N°73.



Adagio.

N°. 74.

en posant le pouce.

Thumb *pouce.*

All° moderato.

N°. 75.

p *f* *p*

f

On the G the thumb remains. is
Posez le pouce jusqu'a.

Allegro.

N°. 76.

Pizz.

Arco.

Arco.

Pizz.

cres - - - cen - - - do.

f

fz

Pizz.

Allegretto.

№ 77.



Adagio.

№ 78.



ritard.e morendo.

Nº 79.

Fuga.

f

B S B
MUNCHEN

Allegro mod^to.

Nº 80.

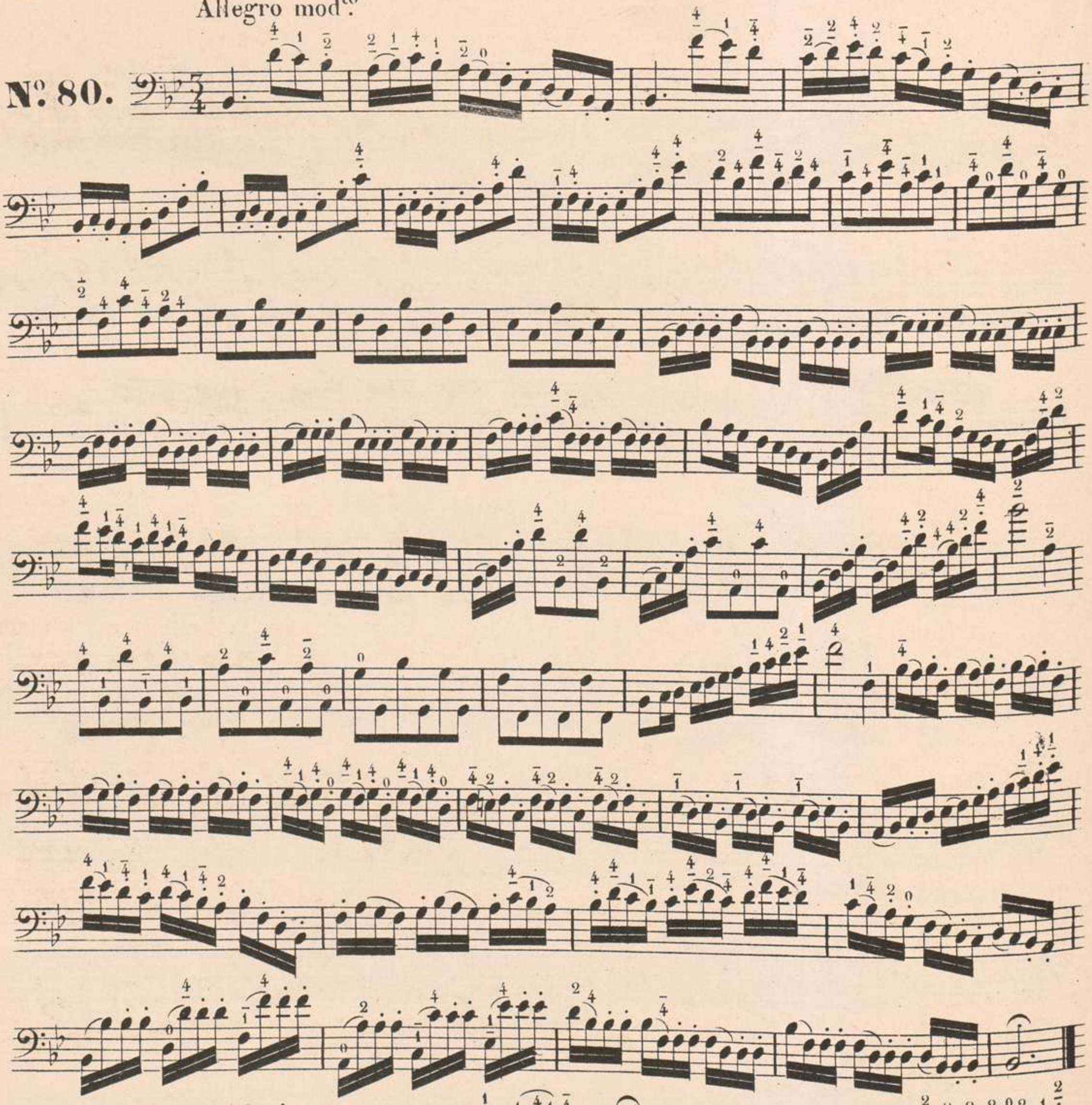

Adagio.

Nº 81.



Allegro.

Nº. 82.

Scherzo.

№ 83.

Adagio.

№ 84.

sul Corda D.

Allegro.

N°. 85.



All.o mod.to

N.o 86.



N. The notes marked * require a great extension of finger.

N. *Les notes marquées de * exigent une grande extension des doigts.*

Adagio

N.o 87.



Thumb placed.
Posez le pouce.

Thumb.
Pouce.

Scherzando.

Nº 88.

Adagio.

N°. 89.

Thumb placed.
en posant le pouce.

Allegretto.

N°. 90.



O. The two A harmonic fifths on the string.
P. The D harmonic fifth on the G string.

O. *Les deux harmoniquement en Quinte sur le Ré.*
P. *Le Ré harmoniquement en Quinte sur le Sol.*

FINE.

SCHOTT & CO.'S

STANDARD INSTRUCTION BOOKS

(with English words)

NEWLY REVISED EDITIONS.

No.

For Pianoforte:

1. **BEYER, FERD.** Elementary Instruction Book for juvenile Pupils, Op. 101 . . . . . .
2. **BURGMÜLLER, FRED.** The Young Pianist's Primer. A Theoretical and Practical Elementary Tutor . .
3. **CONCONE, J.** Elementary Instruction Book, Op. 47
4. **HÜNTEN, F.** Celebrated Instructions. Op. 60 . . .
5. **LECARPENTIER, A.** Piano Method for Children
6. **LEMOINE, H.** Practical and Theoretical Method. In two Books, each
7. **ROSELLEN, H.** Instruction Book. Op. 116 . . . .

For Violin:

8. **ALARD, D.** School for the Violin (Enlarged edition). The same also in two Parts, each
9. **BÉRIOT, CHARLES DE.** Violin School, Op. 102 . .
   The same, Part I . . . . . .
   „ II . . . . . .
   „ III . . . . . .
10. **DANCLA, CH.** Violin School, Op. 52. 5th enlarged edition
    The same, Part I . . . . . .
    „ II . . . . . .
11. **HADDOCK, G.** Practical School for the Violin . .
    The same also in two Parts, each
12. **MAZAS, F.** Short Violin School . . . . . .

For Viola (Tenor):

13. **FIRKET, L.** Practical Method . . . . . .
    The same in two Parts, each
14. **KREUZ, E.** 60 Studies for the Viola compiled progress. from the Works of *Spohr, Kreutzer, Fiorillo & Rode*

No.

For Violoncello:

15. **BORSCHITZKY, J. F.** Violoncello-School for Violonists
16. **LEE, SEBASTIAN.** Method, Op. 30 . . . . . .

For Double-Bass:

17. **HAUSE, W.** A complete Method. . . . . .
    The same in two Parts, each

For Organ:

18. **LEMMENS, J.** Organ School, edited by *W. T. Best.*
    The same, Part I . . . . . .
    „ II . . . . . .

For Harp:

19. **OBERTHÜR, C.** Theoretical and Practical Course of Instruction . . . . . .
20. **CHALLONER, N. B.** A New Preceptor for the Harp. Op. 16 . . . . . .

For Guitar:

21. **CARCASSI, M.** Complete Method, Op. 60 . . . .
    The same in three Parts, each

For Voice:

22. **BORDÈSE, L.** Elementary Method of Singing, edited by *George Linley* . . . . . .
23. **LECARPENTIER, A** Short Vocal Exercises for young pupils.
    A, with Pianoforte .
    B, without Pianoforte
24. **PANSERON, A.** A complete Method of Vocalisation for Mezzo-Soprano, bound in cloth . . . . . .
25. **WINTER, P. von.** Vocal Method, revised by *B. Ramann*

For Flute:

BERBIGUIER, T. Instruction Book . . . . . .

COPYRIGHT.

LONDON, SCHOTT & Co.
157 Regent Street, W.
and
48 Great Marlborough Street W.
Printed in Germany.